




## DC - 18.0 GHz.

## DIA-FILM™



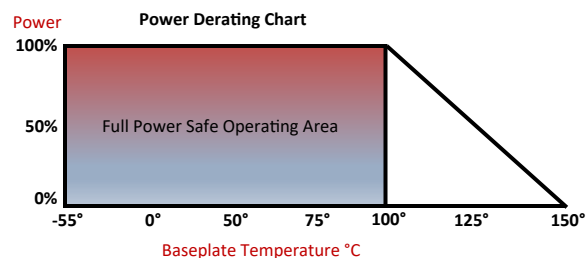
**Model: TDSF50-50 SMA Female**  
**TDSM50-50 SMA Male**  
**TDNF50-50 Type N Female**



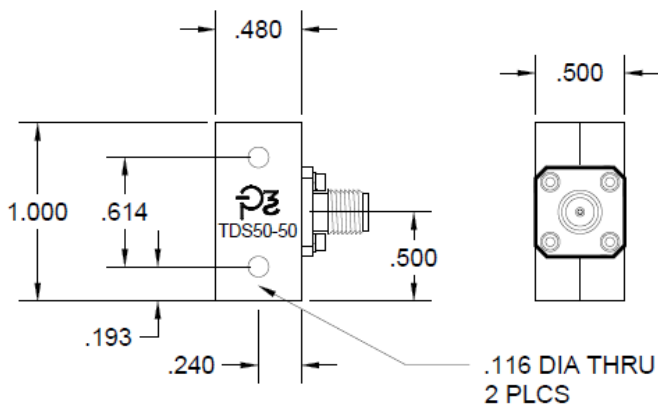
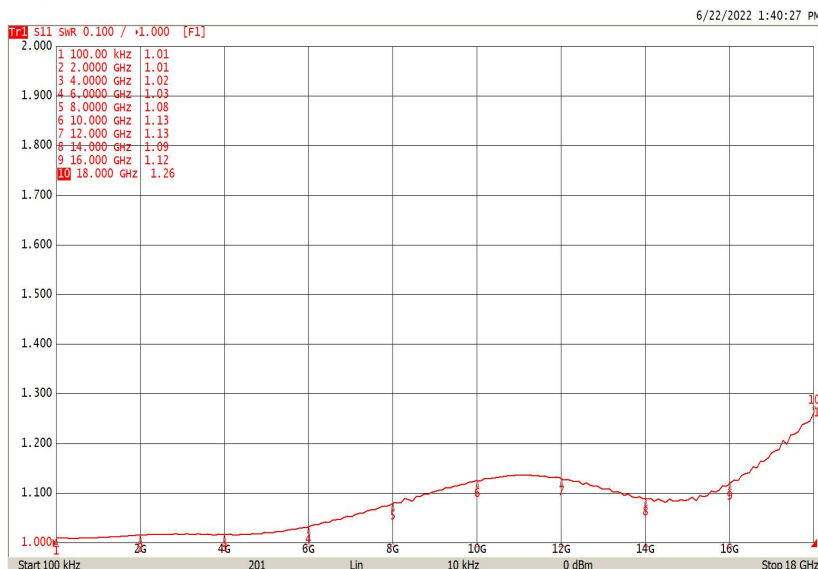
**DIA-FILM™** CVD Terminations are the highest performing RF & Microwave power film resistive products available anywhere. This multi-purpose coaxial design offers the highest power and widest band-width of any other known material. With a power rating of 50 watts to 18.0 GHz. combined with versatile industry standard configurations allow for easy high frequency, design-in solutions that have been frequency limited to only 4.0 GHz . Applications include Medical, Broadcast, Industrial, Commercial Wireless, RADAR, Military and Space. The **P3** variety of designs allows for modifications of standard designs to be made quickly and inexpensively to meet specific requirements with short delivery times. Please contact the factory for any special requirements or frequency ranges and power levels.

Electrical Performance	Mechanical Specifications
Frequency: DC - 18.0 GHz.	Resistor: Thin Film TaN
Impedance: 50 Ω ± 5% (Standard)	Chip Material: Pure CVD Diamond
Power Avg.: 50 Watts Max.	Housing: Copper, Nickel Plate
VSWR: <1.2 Typ. 1.3 Max @ 18.0 GHz	Connector: SMA (Others Optional)
Power Rating: 100% @ +100°C	Operating Temp.: -55°C to +150°C

Specifications subject to change without notice



Typical VSWR



For more information Contact Sales: [sales@p3-rf.com](mailto:sales@p3-rf.com)